

MOTORCYCLE EQUIPMENT

Elevate Your Workshop Experience

www.hexaequip.com

ABOUT US

The HEXA commitment to excellence is built upon a strategic global structure, uniting the world's best in design and production:

- **US Innovation Driven (Texas, USA)** : Hexa LLC serves as our design center. This US-based Engineering Office is the engine of our innovation, driving every product through cutting-edge design engineering and strategic management.
- **IN Quality Engineered (India)** : Our state-of-the-art operations facility in India ensures we maintain world-class quality standards while delivering cost-effective production.



Welcome to the World of Automotive Excellence

Hexa Automotive offers a comprehensive range of high-quality motorcycle service equipment designed for precision, durability, and efficiency, ensuring every repair and maintenance job handled with ease and excellence.

<u>Motorcycle Lift for ICE.....</u>	<u>03</u>
<u>Motorcycle Lift for EV.....</u>	<u>04</u>
<u>Modern Workshop Bay for EV.....</u>	<u>05</u>
<u>Tyrechanger for ICE & EV.....</u>	<u>06</u>
<u>Wheel Balancer.....</u>	<u>07</u>
<u>Tools Trolley.....</u>	<u>09</u>
<u>Work Station.....</u>	<u>11</u>
<u>Workshop Furniture.....</u>	<u>12</u>
<u>Paddock Stand.....</u>	<u>13</u>
<u>Exhaust Extraction System.....</u>	<u>14</u>
<u>Air Compressor.....</u>	<u>16</u>
<u>Other Equipments & Accessories.....</u>	<u>17</u>

MOTO 450

Motorcycle Lift

Power | Sleek | Performance



The Ultimate Motorcycle Lift – Engineered to Elevate!

Introducing the MOTO 450, the ultimate motorcycle lift designed to combine performance with sleek aesthetics. Engineered for all types of two-wheelers and scooters up to 450 kg (990 lb), this scissor lift is the ideal solution for workshops, enthusiasts, and professionals alike.



The
Lowest
Motorcycle lift
available in the World!



Minimum height 85mm (3")
Supports In-ground option

Features :

- **Modern Design:** Combines functionality, complements your garage or service bay.
- **Effortless Operation:** Engineered for smooth and hassle-free lifting and lowering.
- **Universal Fit:** Perfect for a wide range of motorcycles and scooters.
- **Durable & Reliable:** Built to last, robust for workshop environment.

Capacity	450 Kg
Available Type	Electro-Hydraulic Pneumatic Manual
Lifting Time	<10 - 15 sec
Lifting Height	1000 mm
Min Height	80 mm
Platform length	2000 mm
Platform width	650 mm

CUSTOMIZE YOUR COLOUR : **RED** | **BLUE** | **GREY**

Whether you're servicing, repairing, or showcasing—lift with confidence.

MOTO 450 – Engineered to Elevate.

HEXA

MOTO 450 EV

Motorcycle Lift

Power | Sleek | Performance



Designed
in
Texas
USA

The Ultimate Motorcycle Lift - for Electric Vehicles

Introducing the MOTO 450 EV, the ultimate motorcycle lift designed to combine performance with sleek aesthetics. Engineered for all types of two-wheelers and scooters up to 450 kg (990 lb), this scissor lift is the ideal solution for EV workshops, enthusiasts, and professionals alike.

EMPOWER YOUR LIFT WITH SPECIAL COATING



Platform with special electrically isolated coating — enhancing durability, ensuring operator safety, and making it fully compatible for electric vehicle servicing

CUSTOMIZE YOUR COLOUR : **RED** | **BLUE** | **GREY**

GUARANTEED FOR LIFE - SPECIAL COATING



MOTORCYCLE STEEL PLATFORM



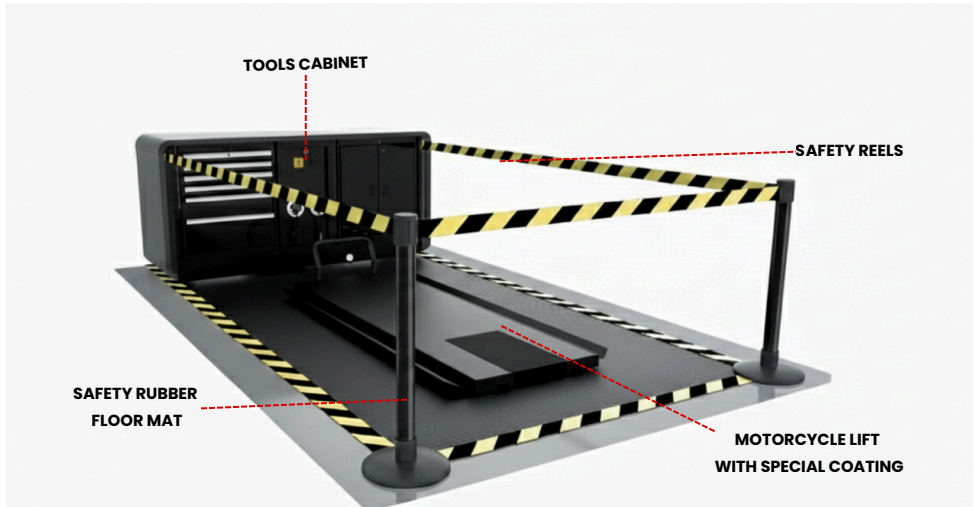
Electrical resistance



Chemical resistance

THE IDEAL & MODERN WORKSHOP SOLUTION FOR ELECTRIC MOTORCYCLE :

In the rapidly evolving landscape of EV motorcycle workshops in India, USA as well other parts of the world, safety and modern solutions are paramount. This setup provides a perfect realization on how to achieve both, ensuring the well-being of technicians and operators.



DELIMITATION AREA FOR SAFETY

At the core of this system is the Motorcycle lift platform, which features a special coating for electrical resistance. This innovative coating acts as a critical insulator, effectively preventing electrical shocks and safeguarding technicians working on high-voltage EV components.

Complementing this, a durable rubber mat provides additional insulation, further enhancing the safety barrier between personnel and potential electrical hazards.

The restricted bay, clearly delimited by safety markings, ensures controlled entry for technicians, operators, and authorized personnel only. This controlled access minimizes unauthorized presence in a high-risk area, streamlining operations and focusing on safety protocols.

RIMBOSS HX 40

Tyrechanger

Compact | Powerful



Automatic – Motorcycle Tyre Changer

Engineered for professionals and enthusiasts alike, our Automatic Motorcycle Tyre Changer delivers dependable performance across a wide range of two-wheelers – from standard motorcycles to modern electric scooters – “It’s tough on tyres, easy on you!”



Type

Semi-Automatic

Large Rim Clamping

6" – 24" / 152 – 610 mm

Max Wheel Diameter

41" / 1040 mm

Max Wheel Width

10" / 254 mm

Working Air Pressure

7-8 Bar | 116-145 psi

Powerful Bead Breaker

2500 kg | 5500 lb

Power Requirements

220V 50 Hz 1Ph | 1.0 / 0.75 kW

Net Weight

170 kg | 374 lb

STANDARD ACCESSORIES



Inflator
Gun



FRL



Bike
Adaptor



Mounting
Head

OPTIONAL



Jaw
Protector



Lever
Head

CUSTOMIZE YOUR COLOUR : **RED** | **BLUE**

With features focused on efficiency, safety, and ease of use, our tyre changers are not just tools – they're long-term partners in your garage.

HEXA

SPECTRE M65

Wheel Balancer



Mount It | Spin It | Balance It

Manual - Motorcycle Wheel Balancer

Experience precision, portability, and cost-efficiency like never before. Our manual portable wheel balancer is engineered for mechanics, mobile tire services, and auto enthusiasts who demand accurate balancing anywhere, anytime—without the need for electricity or bulky machines.



Digital Display :

LED light with user friendly display

Automatic Balancing : 5 Modes

Rim Dia / Width : 10"-24" / 1.5"-20"

Max Wheel Weight : 65 kg | 143 lb

Measuring Time : 8s

● **Lightweight & Compact**

● **Precision Accuracy**

● **Self Calibrating**

● **Affordable Efficiency**

Balancing Speed : 120 r.p.m

Accuracy : $\pm 1g$ (± 0.04 oz)

**Power : 0.20kW 110v (1ph) / 220v
(1/3ph) / 380v (3ph)**

STANDARD ACCESSORIES



Quick
Lock Nut




Weight
Plier



Balancing
Cones

OPTIONAL



LED
Indicator



Sticker
Weight
Remover



Wheel
Hood

CUSTOMIZE YOUR COLOUR : RED | BLUE

Whether you're servicing customers roadside, working in a tight garage —our manual balancer gives you the freedom and flexibility to balance wheels anytime, anywhere.

HEXA

SPECTRE VD 65

Wheel Balancer



Precision in Every Spin

Automatic – Motorcycle Wheel Balancer

Designed for OEM / Workshop this advanced wheel balancer delivers unmatched speed, accuracy, and convenience. Featuring automatic distance and diameter input, a precision width laser, and a new spotter laser system, it ensures flawless weight placement and efficient operation every time.



LCD Display :

7" LCD monitor supports, 3D animation interface

Automatic Balancing : 9 Modes

Rim Dia : 10"-24"

Rim Width : 1.5"-20"

Max Wheel Weight : 65 kg | 143 lb

Measuring Time : 5 - 8 s

Balancing Speed : 200 r.p.m

Accuracy : $\pm 1g (\pm 0.04 \text{ oz})$

Power : 0.20kW 110v (1ph)/ 220v (1/3ph)/380v(3ph)

STANDARD ACCESSORIES



Laser
Pointer



Wheel
Hood



Quick
Lock Nut




Weight
Plier



Balancing
Cones

OPTIONAL



LED
Indicator



Sticker
Weight
Remover

CUSTOMIZE YOUR COLOUR : **RED** | **BLUE**

Get the balance right – every time.

Choose the wheel balancer trusted by tire professionals.

HEXA

PROCART SERIES

Tools Trolley

Built to Organize | Made to Move



Procart 5D

- Heavy-Duty Steel Construction
- Corrosion-resistant finish
- Smooth Ball-Bearing Drawer Slides
- Ample Organized Storage Space
- Mobile and Maneuverable
- Non-Slip Drawer Liners
- Multi-Purpose Top Tray
- Sleek & Industrial Grade design
- Load-Bearing Capacity
(100 - 150 kg | 220 - 330 lb)
- Customization Options - Color & label

Procart 7D

- Robust Steel Construction
- Smooth Drawer Slides
- Versatile storage units
- Centralized locking System
- Heavy Duty Casters with locks
- Side handle for easy mobility
- Multi-Purpose Top Tray
- Load-Bearing Capacity
(100 - 150 kg | 220 - 330 lb)
- Customization Options - Color & label



CUSTOMIZE YOUR COLOUR : **RED** | **BLUE** | **BLACK**

HEXA

PROCART SERIES

Tools Trolley

Built to Organize | Made to Move



Work Bench Pro

Work Station

Where Ideas Take Shape

Premium Heavy-Duty Workbench

Engineered for professionals, this premium workbench combines strength, style, and smart functionality. A refined solution for discerning craftsmen, workshops, and premium garage setups.



Features

- **Robust steel frame** with aesthetic appeal
- **Non-Slip Platform** for precision tasks
- **Integrated pegboard** back panel with 30 hooks
- **Metal drawer** with effortless glide & storage
- **Dimension** : W x D x H: 1250 x 650 x 850mm
- **Exceptional load capacity** : 600 kg | 1320 lb

Customize Your Workstation

- **Model A (WS600)** - Basic Workstation
- **Model B (WS600P)** - Model A + Pegboard
- **Model C (WS600PD)** - Model B + 2 Storage Organizer

CUSTOMIZE YOUR COLOUR : **RED** | **BLUE**

HEXA

Titan Pro Series

Workshop Furniture

Built to Organize



1	Code	HX WF01
	Dimension	680x281x350mm
	Net Wt.	10kg

2	Code	HX WF02
	Dimension	600X460X2000mm
	Net Wt.	52kg

3	Code	HX WF03
	Dimension	680x460x910mm
	Net Wt.	28kg

4	Code	HX WF04
	Dimension	680x460x910mm
	Net Wt.	48kg

5	Code	HX WF05
	Dimension	680x460x910mm
	Net Wt.	50kg

6	Code	HX WF06
	Dimension	1050x600x28mm
	Net Wt.	7kg

7	Code	HX WF07
	Dimension	1050x600x28mm
	Net Wt.	50kg

8	Code	HX WF08
	Dimension	1420x50x30
	Net Wt.	5kg

9	Code	HX WF09
	Dimension	1360x465x35mm
	Net Wt.	9kg

10	Code	HX WF10
	Dimension	2040x470x35mm
	Net Wt.	13kg

11	Code	HX WF11
	Dimension	680x460x910mm
	Net Wt.	35kg

12	Code	HX WF12
	Dimension	680x460x910mm
	Net Wt.	48kg

13	Code	HX WF13
	Dimension	915x460x2000mm
	Net Wt.	75kg

CUSTOMIZE YOUR COLOUR : **RED** | **BLUE** | **BLACK**

HEXA

Premium Paddock Stand

Engineered for riders who demand stability, strength, and versatility. Whether you're performing tire changes, chain maintenance, or showcasing your bike in a showroom, this stand delivers rock-solid support with effortless operation.

Crafted from high-grade steel and engineered for optimal balance, it ensures your motorcycle remains upright and secure—every time. From the garage to the grid, this is the stand your bike deserves.



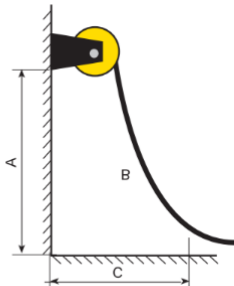
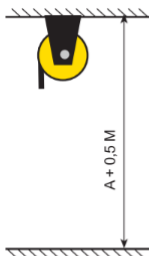
- **Race-Grade Stability:** Engineered for optimal balance and strength
- **Universal Fit:** Compatible with a wide range of sport, street, and track motorcycles.
- **Heavy-Duty Steel Construction:** Built with high-tensile steel for unmatched durability
- **Light Weight :** Lift your bike effortlessly with a smooth, stable motion without assistance
- **Compact & Portable Design:** Lightweight yet tough
- **Proven by Riders:** Trusted by enthusiasts and professionals

Exhaust Extraction System

Designed specifically for motorcycles & cars, our exhaust hose system ensures the safe and efficient removal of hazardous exhaust fumes during maintenance, testing, or engine diagnostics. Built with high-temperature resistant materials and flexible design, it provides reliable performance in workshops and service bays, protecting both technicians and the environment.



- **High-Temperature Resistance** : Engineered to withstand extreme exhaust heat.
- **Flexible & Lightweight Hose Design**: Easy to maneuver and connect
- **Universal Compatibility**: Fits a wide range of motorcycle exhaust outlets
- **Efficient Fume Removal**: Protects technicians / customers from harmful emissions
- **Durable Construction**: Made with premium, crush-resistant materials
- **Space-Saving Options**: Customizable extraction arms available to optimize floor space.



A – Installation Height B – Hose Length C – Maximum Distance

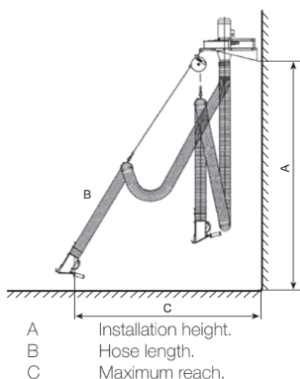
A, m	B, m	C, m	B, m	C, m	B, m	C, m
2.5	5.0	3.8				
3.0	5.0	3.5	7.5	6.2		
3.5	5.0	3.2	7.5	5.9	10.0	8.5
4.0	5.0	2.7	7.5	5.5	10.0	8.3
4.5	5.0	2.0	7.5	5.2	10.0	8.0
5.0			7.5	4.7	10.0	7.7
5.5					10.0	7.4
6.0					12.5	10.0
6.5					12.5	9.7
7.0					12.5	9.4

Exhaust Extraction System

Drop Vent systems are a simple yet effective solution for eliminating exhaust gases in small bike / cars repair shops and garages. It can be installed with a separate fan or connected to a central ventilation system.



- The exhaust device consists of an extraction hose with a gas intake nozzle which is fixed to the mounting bracket nipple.
- An air extractor is installed directly on the mounting bracket (for DPF models), and a balancer with extraction hose support is suspended from it on a special bracket.
- In the non-operational state, the extraction hose is held by a balancer in the form of a smoothly bending loop, while the free end of the hose with the gas intake nozzle does not touch the floor and does not interfere with the work and passage of personnel.
- When connected to the exhaust pipe of the car, the hose is straightened. When disconnected, the hose returns to its original position with the help of the balancer.



A, m	B, m	C, m	B, m	C, m
2.5	5	4.5		
3	5	4.2	7.5	7.0
3.5	5	3.7	7.5	6.7
4	5	3.1	7.5	6.5
4.5	5	2.3	7.5	6.1
5		7.5	5.7	
5.5		7.5	5.2	
6		7.5	4.6	

Vortex Series

Air Compressor

More Air | Less Power

Air Compressor

THE ULTIMATE GARAGE COMPANION

Designed for professionals who accept nothing less than excellence, our air compressor is your trusted partner in the workshop. Whether you're servicing vehicles or running high-demand pneumatic tools, this machine delivers unwavering performance where it counts.

Engineered with intelligent design and cutting-edge components, it provides consistent air power, long-term reliability, and effortless operation—day in, day out.

Key Highlights

- ✓ High-Performance Output – Built to handle the toughest garage demands
- ✓ Smart Engineering – Compact yet powerful, with optimized airflow efficiency
- ✓ Durable Construction – Designed for longevity under heavy-duty usage
- ✓ Versatile Use – Perfect for automotive work, painting, inflating, and more

Upgrade your garage with the air solution that professionals trust.



Available Models

Vortex 3HP250L	3HP	250 Litres
Vortex 5HP250L	5HP	250 Litres
Vortex 7.5HP250L	7.5HP	250 Litres
Vortex 10HP420L	10HP	420 Litres


CUSTOMIZE YOUR COLOUR : **RED** | **BLUE**

HEXA




Pliers & Hammer

IPC 10" Locking Plier | IPC 10" Groove joint plier
IPC 7" Combination Plier | IPC 7" Diagonal plier
IPC 8" Long Nose Plier | IPC 7" Bent outer
IPC 7" Bent internal | IPC 7" Straight outer
IPC 7" Straight | IPC 400g machinist's hammer
IPC 1.5 LB rubber hammer



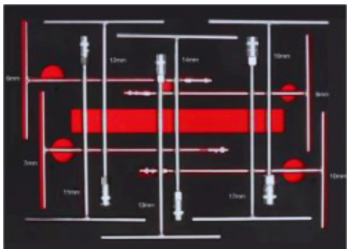
Combination Wrench Set

22PC Combination Wrench
6/7/8/9/10/11/12/13/14/15/16/17/18/19/20/21/
22/23/24/27/30/32mm



Screwdriver Set (Insulated)

6PC Screwdriver Slotted (S2)
6PC Screwdriver Phillips
6PC Insulated screwdriver : SL3
7PC Precision Screwdriver (S2)



T Socket Set

10PC T Socket: 6/7/8/10/11/12/13/14/17/19mm



Scissor Jack

Engineered for riders who demand stability, strength, and versatility. Whether you're performing tire changes, chain maintenance, or showcasing your bike in a showroom, this stand delivers rock-solid support with effortless operation.

Max Capacity : 500 kg | 1100 lb

Impact Wrench 1/2"

Ultimate upgrade for your motorcycle toolkit. Featuring 1/4-inch and 1/2-inch drive capabilities, it delivers the power you need for major component removal (like axle nuts and swingarm bolts) while offering the precision and speed of the 1/4" drive for lighter engine and chassis work. Compact, powerful, and essential for every workshop.





Design Center

HEXA LLC,
McKinney, Texas, 75071, USA.
+1 (970) 689 8409

Operations

113/2b, Ganesh Nagar, Vanur,
Villupuram, Poothurai,
Tamilnadu – 605111, India.
(+91) 96778 12159

The information, graphics, and design contained in this catalogue are the exclusive property of HEXA and are protected by copyright.

Any reproduction, use, or distribution, in whole or in part, is strictly prohibited without written authorization.

Furthermore, HEXA reserves the right to make changes and improvements to product specifications and design at any time without prior notification.